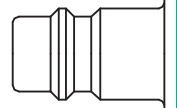




Universal brass coupling with European standard industrial profile. Coupling system with single-hand operation and standard-valve. Small mass size. The ergonomic sleeve design prevents entering dirt on the valve body. Series 26 in brass material is available with brass or polymere sleeve.



Euro Profile

KA
Single Shut-Off

Working Pressure*:
up to 35 bar

Material:

- Coupling: Brass
- Plug: Brass
- Seals: NBR

Working Temperature:
-20°C up to +100°C (NBR)

Flow Rate Air:
1.070 l/min.
inlet pressure 6 bar, pressure drop 0.5 bar

Flow Rate Water:
18 l/min.
pressure drop 0.5 bar

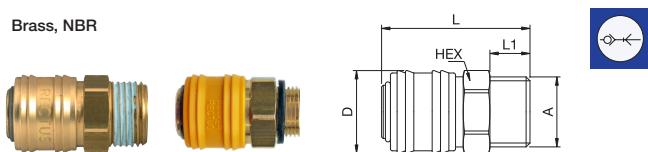
* maximum static working pressure with design factor 4 to 1.



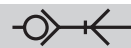
Single Shut-Off

26KAA Coupler with valve, Male Thread

Brass, NBR



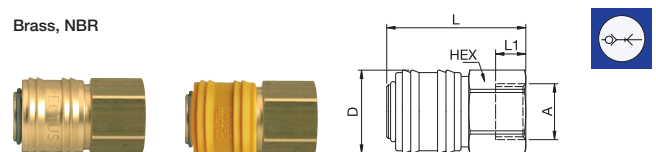
A	Eng. Polymer Sleeve	HEX	L	L1	D	Version	
G1/8	26KAAW10MPX	22	43	9	25	Brass	
G1/4	26KAAW13MPX	26KAAW13MPXY	22	39	9	25	Brass
G3/8	26KAAW17MPX	26KAAW17MPXY	22	41	9	25	Brass
G1/2	26KAAW21MPX	26KAAW21MPXY	22	44	12	25	Brass
G1/2	26KAAW21MPXS_36		24	44	12	25	Brass
M14 x 1.5	26KAAD14MPX		22	43	10	25	Brass
M16 x 1.5	26KAAD16MPX		22	43	11	25	Brass
M18 x 1.5	26KAAD18MPX		22	43	11	25	Brass



Single Shut-Off

26KAI Coupler with valve, Female Thread

Brass, NBR



A	Eng. Polymer Sleeve	HEX	L	L1	D	Version	
G1/8	26KAIW10MPX		22	41	8	25	Brass
G1/4	26KAIW13MPX	26KAIW13MPXY	22	41	9	25	Brass
G3/8	26KAIW17MPX	26KAIW17MPXY	22	41	9	25	Brass
G1/2	26KAIW21MPX	26KAIW21MPXY	24	44	10	25	Brass
M14 x 1.5	26KAIM14MPX		22	41	9	25	Brass
M16 x 1.5	26KAIM16MPX		22	41	9	25	Brass
M18 x 1.5	26KAIM18MPX		22	44	9	25	Brass

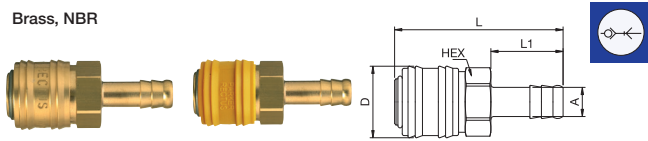
Series 26 - Brass/Steel



Single Shut-Off

26KAT Coupler with valve, Hose Barb

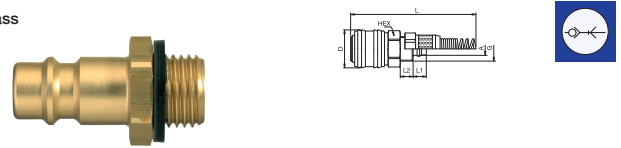
Brass, NBR



A	Eng. Polymer Sleeve	HEX	L	L1	D	
6	26KATF06MPX	26KATF06MPXY	21	58	25	25
8	26KATF08MPX	26KATF08MPXY	21	58	25	25
9	26KATF09MPX	26KATF09MPXY	21	58	25	25
10	26KATF10MPX	26KATF10MPXY	21	58	25	25
13	26KATF13MPX	26KATF13MPXY	21	58	25	25
6 Push-Lok	26KATP06MPX		21	58	20.5	25
10 Push-Lok	26KATP10MPX		21	58	24	25
13 Push-Lok	26KATP13MPX		21	58	28	25

26SFA Plug without valve, Male Thread

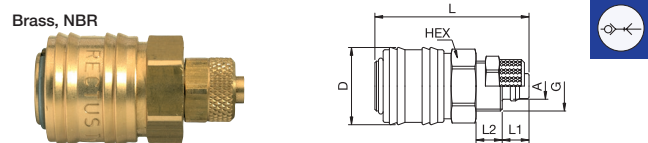
Brass



A	HEX	L	L1	
G1/8	26SFAW10MXX	14	31	7
G1/4	26SFAW13MXX	17	33	9
G3/8	26SFAW17MXX	19	33	9
G1/2	26SFAW21MXX	24	38	12
M14 x 1.5	26SFAD14MXX	17	35	10
M16 x 1.5	26SFAD16MXX	19	36	11
M18 x 1.5	26SFAD18MXX	22	37	11

26KAKO Coupler with valve, with Plastic Hose Connection

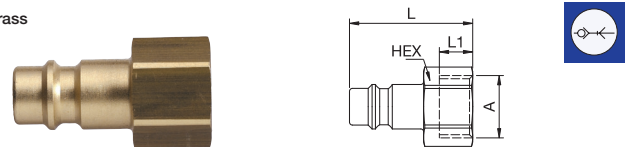
Brass, NBR



A	HEX	G	L	L1	L2	D
4 x 6	26KAKO06MPX	M10x1	58	7	6	25
6 x 8	26KAKO08MPX	M12x1	45	7	6	25
8 x 10	26KAKO10MPX	M16x1	49	9	8	25
9 x 12	26KAKO12MPX	M16x1	49	9	8	25

26SFI Plug without valve, Female Thread

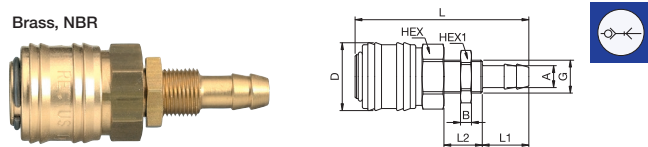
Brass



A	HEX	L	L1	
G1/8	26SFIW10MXX	14	30	7
G1/4	26SFIW13MXX	17	33	10
G3/8	26SFIW17MXX	19	33	10
G1/2	26SFIW21MXX	24	35	12
M14 x 1.5	26SFIM14MXX	17	33	10
M16 x 1.5	26SFIM16MXX	19	33	10

26KATS Coupler with valve, Panel Mount with Hose Barb

Brass, NBR

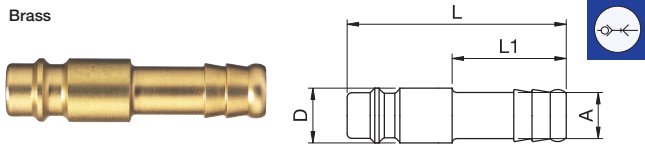


A	HEX	HEX1	B	G	L	L1	L2	D	
6	26KATS06MPX	21	17	4	M12x1	60	17	10	25
10	26KATS10MPX	21	17	4	G1/4	72	25	14	25



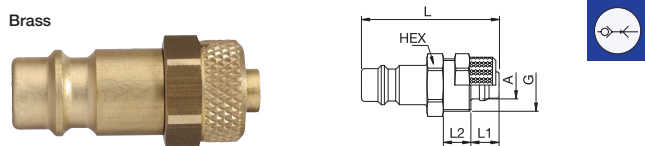
Single Shut-Off

26SFT Plug without valve, Hose Barb



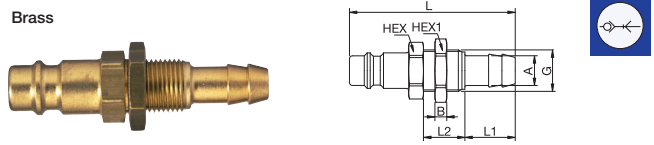
A		L	L1	D
4	26SFTF04MXX	48	25	12
6	26SFTF06MXX	48	25	12
8	26SFTF08MXX	48	25	12
9	26SFTF09MXX	48	25	12
10	26SFTF10MXX	48	25	12
13	26SFTF13MXX	48	25	15
6 Push-Lok	26SFTP06MXX	43	20.5	16
10 Push-Lok	26SFTP10MXX	46	24	22
13 Push-Lok	26SFTP13MXX	50	28	24

26SFKO Plug without valve, with Plastic Hose Connection



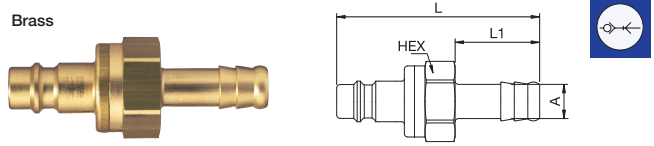
A		HEX	G	L	L1	L2	D
4 x 6	26SFKO06MXX		M10x1	34	7	6	12
6 x 8	26SFKO08MXX		M12x1	34	7	6	12
8 x 10	26SFKO10MXX	17	M16x1	42	9	6	
9 x 12	26SFKO12MXX	17	M16x1	42	9	8	

26SFTS Plug without valve, Panel Mount with Hose Barb



A		HEX	HEX1	B	G	L	L1	L2
10	26SFTS10MXX	17	19	4	M14x1	56	17	14

26SRTF Plug without valve, Recoil Eliminator with Hose Barb



A		HEX	L	L1
6	26SRTF06MXX	21	60	25
8	26SRTF08MXX	21	60	25
9	26SRTF09MXX	21	60	25
10	26SRTF10MXX	21	60	25
13	26SRTF13MXX	21	60	25

